



Crosswalk Document

Use this information to ensure your Brightspace course has been correctly converted from Moodle. If you are a non-pilot participant and have a follow-up question regarding the information in this document, please contact LMS@nait.ca

This information was collected through internal testing with NAIT’s Migration team and through documentation from other institutions. Known migration results and instructions will continue to update throughout the transition. Check back often. **Refer to the footer information for the latest version.**

SECTION 1: Content Migration Effectiveness

Section 1a: Authored Content	2
Section 1b: Question Bank Content	5

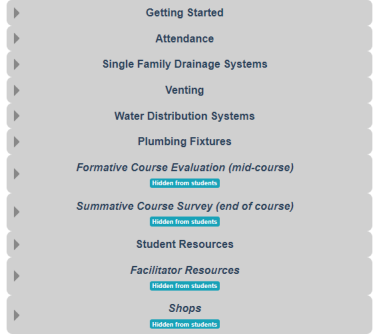



SECTION 2: Functionality Differences

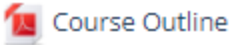







Section 2a: Functionality Differences	7
Section 2b: Gradebook Functional Differences	10





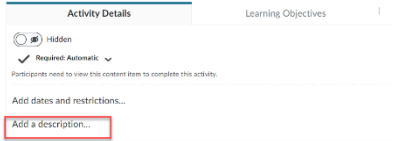

Migration Glossary	
Success	Migrates into Brightspace. May have superficial migration inconsistencies.
Limited Success	Migrates into Brightspace but it may not work precisely as the Moodle counterpart. Some manipulation may be needed.
Does not migrate	Does not migrate into Brightspace. Confirm additional actions that need to be taken under details & instructions column
Further investigation needed	Transition team is investigating the issue. Check back for more details.

Functionality Glossary	
Yes	Similar function and name are available in Brightspace
Yes-alternative	Similar function is available in Brightspace but the is different
No	No equivalent function in Brightspace available

Section 1a: Authored Content

Specific Moodle Component	Migration Result	Details & Instructions	Training Resources
<p>Content Organization Topics/Weeks Sorting</p> 	Success	<ul style="list-style-type: none"> • Topics/Weeks are referred to as Modules Brightspace. • The first Module is named “Imported Module” by default. Rename this Module as necessary. • The content contained within modules is imported and organized in the same fashion as it was in Moodle. 	Edit a module or submodule
<p>Assignment</p> 	Success	<ul style="list-style-type: none"> • Rubrics successfully migrate. • Marking guides do not migrate. Rebuild any marking guides as Rubrics directly in Brightspace 	Assignment overview
<p>Book</p> 	Limited Success	<ul style="list-style-type: none"> • Books are converted into a single HTML document in Brightspace. It will look similar to the printed view. • The order of the chapters may not match what you have in Moodle. This is based on when each chapter was created in Moodle. • Functionality related to navigation between chapters does not exist in Brightspace. • Some video-links are converted into an embedded video. • Rebuild or Edit the converted HTML document in Brightspace as preferred. 	Edit HTML document
<p>Course Banner</p> 	Limited Success (see details)	<ul style="list-style-type: none"> • The Moodle Course Banner is imported as a content item. Brightspace uses a different Course Banner that users will need to manually edit to match, if preferred. 	

<p>Course Outline link</p> 	Does not migrate	<ul style="list-style-type: none"> The current link to the Course Outline does not work. Course Outline functionality is being further explored by the Transition team. 	
<p>External Resource/Tool (LTI)</p> 	Further Investigation needed	<ul style="list-style-type: none"> External Tool integrations and functionality is being further explored by the Transition team. 	
<p>Files</p> 	Success	<ul style="list-style-type: none"> Files that are uploaded to Brightspace must have a supported file extension. 	
<p>Folders</p> 	Success	<ul style="list-style-type: none"> Folders import as a sub-module. 	
<p>H5P</p> 	Further investigation needed	<ul style="list-style-type: none"> External Tool integrations and functionality is being further explored by the Transition team. 	
<p>Journal</p> 	Success	<ul style="list-style-type: none"> Imports to assignment activity in Brightspace. Review activity and settings in Brightspace or rebuild as a private discussion 	
<p>Labels</p> 	Limited Success (see details)	<ul style="list-style-type: none"> Each individual Label is imported as a separate HTML page in Brightspace. Their functionality is different. Aesthetic labels should be removed in Brightspace. Avoid creating additional aesthetic labels in Moodle, if possible. 	Edit a module Edit HTML document
<p>Lessons</p> 	Limited Success (see details)	<ul style="list-style-type: none"> The content pages of the lesson are converted to individual pages within a submodule in Brightspace. The order of lesson content might not replicate as intended. Advanced functionality, such as Questionnaire Conditional Branching is not replicated in Brightspace. Avoid creating additional content that utilize this advanced functionality. 	How to delete a module/submodule Moving content in Brightspace

<p>Links/URL</p> 	Success	<ul style="list-style-type: none"> Depending on the setting in Moodle and the destination of the link settings may need to be reviewed Check Link/URL settings in Brightspace 	
<p>Pages</p> 	Success		Edit HTML document
<p>Panopto</p> 	Success	<ul style="list-style-type: none"> Direct links to specific Panopto videos migrate effectively. External Tool integrations and functionality is being further explored by the Transition team. 	
<p>SCORM Packages</p> 	Success	<ul style="list-style-type: none"> Description field added directly to Moodle does not import. Review description field in Brightspace 	<ul style="list-style-type: none"> To add a description, click on the title of the migrated SCORM package to edit/add a description. 
<p>Quizzes</p> 	Limited Success (see details)	<ul style="list-style-type: none"> Some quiz settings migrate effectively (due dates) while other settings will require review (review options). Quizzes that draw from a “pool” of questions are preserved within Brightspace. Question Point values are imported where applicable. Content and Settings of all quizzes should be reviewed within Brightspace. 	Quizzes

Section 1b: Question Bank Content

Specific Moodle Component	Migration Result	Details & Instructions	Training Resources
Question Bank Organization	Success	<ul style="list-style-type: none"> • Categorical organization of question bank content is preserved on import into Brightspace, referred to as folders. • Tags are not preserved; the new question bank has a fully indexed search functionality. 	Organizing the question library






We anticipate that **all question types not listed below will not migrate into Brightspace.**







Moodle Question Type	Migration Result	Details & Instructions	Training Resources
Multiple Choice	Success		
True/False	Success		
Essay	Success	<ul style="list-style-type: none"> • Enable upload/attachment where needed in Brightspace 	
Short Answer	Limited Success (see details)	<ul style="list-style-type: none"> • Case sensitivity, custom weights with custom feedback, and penalty for each incorrect try does not migrate. In these areas instructors should review and edit accordingly in Brightspace. • Use Regular expressions to enhance functionality in Brightspace. 	Regular expressions video Regular expressions list How to create a multi-short answer question type
Numerical	Limited Success (see details)	<ul style="list-style-type: none"> • The numerical answer migrates, but if units and error margin are needed the question will need to be recreated as an arithmetic question type. Questions that utilize units and error margin should be rebuilt using the arithmetic question type. 	Instructions to create an arithmetic question type
Matching	Limited Success (see details)	<ul style="list-style-type: none"> • Migrates as matching question, however the formatting and display is known to “flip”. Given this change in functionality instructors should review and edit accordingly in Brightspace. 	How to create a matching question type
Description	Success	<ul style="list-style-type: none"> • Displays and functions as intended within the quiz. • Displays as a folder/category within the Question Library. 	
Select Missing Words	Limited Success (see details)	<ul style="list-style-type: none"> • Converts to a fill in the blank question type. • Multiple attempts with associated hints will not migrate. • Grouping of answers does not migrate. Review answers and adjust for changes groupings functionality in Brightspace 	
Embedded Answers (Cloze)	Success	<ul style="list-style-type: none"> • Migrates as fill in the blanks question type. 	




		<ul style="list-style-type: none">Partially correct answers settings do not transfer. Review any partially correct answers in Brightspace	
Drag and Drop into Text	Success	<ul style="list-style-type: none">Migrates as a fill in the blank question type.	

Section 2a: Functionality Differences

In all of the following categories existing settings, content, and data will require reconstruction in Brightspace.

Specific Moodle Component	Can this be performed in Brightspace	Details & Instructions	Training Resources
Activity Completion	Yes	<ul style="list-style-type: none"> Rebuild Activity Completion connections within Brightspace. 	Completion Tracking Basics
Announcements	Yes	<ul style="list-style-type: none"> Create using announcements in Brightspace. 	
Attendance 	Yes-alternative	<ul style="list-style-type: none"> Create using the Attendance Register feature to manage student attendance in Brightspace. 	Create and manage attendance register
Calendar 	Yes	<ul style="list-style-type: none"> Assignment and Quiz dates import into Brightspace (timezone differences should be checked). Assignments and Quiz dates only show on Calendar if the activity is “required”. <p>Create manual calendar events directly in Brightspace</p>	Creating calendar events
Chat Activity	No	<ul style="list-style-type: none"> Replacement does not exist in Brightspace 	
Choice Activity 	Yes-alternative	<ul style="list-style-type: none"> Brightspace Checklist and Survey have similar functionality. Checklists can also be use in conjunction with Release Conditions to control course content. Rebuild choice activities as a checklist or survey in Brightspace 	Create a checklist Create a survey
Database 	No	<ul style="list-style-type: none"> Replacement does not exist in Brightspace 	
Diary 	Yes	<ul style="list-style-type: none"> Rebuild using private Journaling discussions. 	Private Journaling Discussions

 <p>Discussion Forums</p>	Yes	<ul style="list-style-type: none"> • Discussions in Brightspace are referred to as both topics and forums. See Training Resources for more information. • Moodle Discussion forums used for formative or summative assessments will migrate directly into Brightspace. • Forum gradebook association does not migrate. Relink the associated grade item in gradebook. May be differences in formatting, reformat text as necessary. 	Intro to discussion forums Discussion topics basics Create a grade association
 <p>Feedback</p>	Yes	<ul style="list-style-type: none"> • Rebuild using surveys in Brightspace 	Create a survey
 <p>Glossary</p>	Yes	<ul style="list-style-type: none"> • Glossary content can be imported into Brightspace Glossary Tool (using a CSV file from Moodle). 	
 <p>Group Choice</p>	Yes-alternative	<ul style="list-style-type: none"> • Set up Group Self Enrolment in Brightspace to continue utilizing this feature in your course. 	Set group self enrolment
<p>Groups</p>	Yes	<ul style="list-style-type: none"> • Create your groups in Brightspace using the instructions provided. 	Create groups
<p>Messaging</p>	Yes		
<p>Mobius</p>	Configuration in Process	<ul style="list-style-type: none"> • External Tool integrations and functionality is being configured by the Transition team. 	
 <p>Panopto Student Submission</p>	Configuration in Process	<ul style="list-style-type: none"> • External Tool integrations and functionality is being configured by the Transition team. 	
 <p>Pearson MyLab</p>	Configuration in Process	<ul style="list-style-type: none"> • External Tool integrations and functionality is being configured by the Transition team. 	

<p>Questionnaire</p> 	Yes-alternative	<ul style="list-style-type: none"> • Rebuild using surveys in Brightspace. 	Create a survey
Quickmail/email	Yes		
Restrict Access Conditions	Yes	<ul style="list-style-type: none"> • Brightspace refers to access restrictions as release conditions. 	Setting release conditions
Surveys	Yes	<ul style="list-style-type: none"> • Rebuild using surveys in Brightspace 	
<p>Wiki</p> 	No	<ul style="list-style-type: none"> • No Brightspace Equivalent 	
<p>Workshop</p> 	Yes-alternative	<ul style="list-style-type: none"> • Brightspace does have Peer Grading functionality within the Assignment activity. • More advanced workshop functionality is not replicated in Brightspace. 	

Section 2b: Gradebook Functional Differences

Notice: although the Gradebook does not “import” from Moodle, the two systems have functionality overlap.

Specific Moodle Component	Brightspace Functionality	Instructions	Training Resources
Aggregations	Yes-alternative	<ul style="list-style-type: none"> Use the grading system set up wizard to set up grade aggregations for your course. 	Create a grading system Set Up Wizard
Calculations/Formulas	Yes		How do I use Formula Editor
Categories	Yes		
Exclude Empty Grade	Yes-alternative	<ul style="list-style-type: none"> Referred to as Drop Ungraded Items in Brightspace. 	Create a grading system Set Up Wizard
Grade Items	Yes		
Grades	Yes		
Rubrics	Yes (some differences)	<ul style="list-style-type: none"> Migrates criteria and levels Imported criteria values may require adjustment. 	Create a rubric
Weightings	Yes		Create a grading system Set Up Wizard